

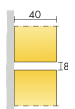
Ecophon Akusto™ One

Ecophon Akusto™ One is a panel for wall applications offered in square, rectangle or circle shapes. It offers a multitude of design possibilities thanks to the many different formats and colours.




Helmingborg, Sweden


SYSTEM RANGE




Size, mm	Ø592	592x592	Ø792	Ø1192	1192x292	1192x592
Special Fixing	•	•	•	•	•	•
Thickness (THK)	40	40	40	40	40	40
Inst. Diagr.	M372	M371	M372	M372	M371	M371



Akusto One panel



Installation with Connect™ One trim and Connect™ Absorber anchor one



Installation with Connect™ One hook fixing

Acoustic

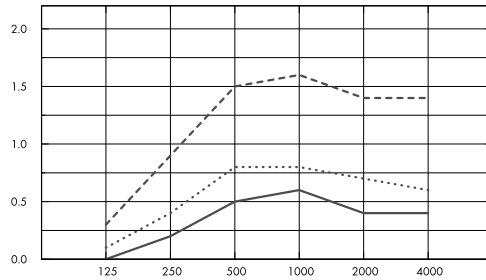


The values in the diagram refer to a single unit. If the units are arranged in a cluster with distances between units less than 0,5 meters, the Aeq per unit will be slightly reduced.

Sound Absorption:

Test results according to EN ISO 354.

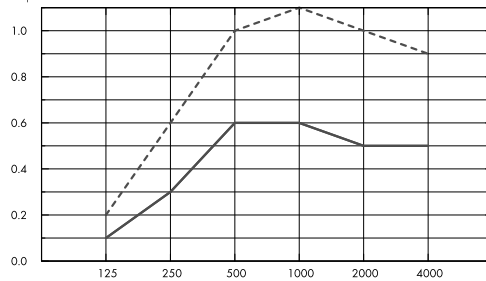
A_{eq} Equivalent absorption area per unit (m² sabin)



- Akusto One Ø592, 48 mm o.d.s.
 - Akusto One Ø792, 48 mm o.d.s.
 - Akusto One Ø1192, 48 mm o.d.s.
- o.d.s = overall depth of system

Frequency Hz

A_{eq} Equivalent absorption area per unit (m² sabin)



- Akusto One 592x592, 48 mm o.d.s.
 - Akusto One 1192x292, 48 mm o.d.s.
 - Akusto One 1192x592, 48 mm o.d.s.
- o.d.s = overall depth of system

Frequency Hz

	THK mm	o.d.s. mm	A _{eq} Equivalent absorption area per unit (m ² sabin)					
			125 Hz	250 Hz	500 Hz	1000 Hz	2000 Hz	4000 Hz
Ø592	40	48	0.0	0.2	0.5	0.6	0.4	0.4
Ø792	40	48	0.1	0.4	0.8	0.8	0.7	0.6
Ø1192	40	48	0.3	0.9	1.5	1.6	1.4	1.4

	THK mm	o.d.s. mm	A _{eq} Equivalent absorption area per unit (m ² sabin)					
			125 Hz	250 Hz	500 Hz	1000 Hz	2000 Hz	4000 Hz
592x592	40	48	0.1	0.3	0.6	0.6	0.5	0.5
1192x292	40	48	0.1	0.3	0.6	0.6	0.5	0.5
1192x592	40	48	0.2	0.6	1.0	1.1	1.0	0.9



Indoor Air Quality

Certificate / Label	
Eurofins Indoor Air Comfort®	IAC
French VOC	A
Finnish M1	•



Environmental Footprint

	kg CO ₂ equiv/m ²
Akusto One - Akutex FT	7,59
Akusto One - Texona	9,42

Life-cycle stages A1 to C4 from EPD, in conformity with ISO 14025 / EN 15804



Circularity

Minimum post-consumer recycled content	61%
Recyclability	Fully recyclable



Fire safety

Country	Class
Europe	EN 13501-1 A2-s1,d0

The glass wool core of the tiles is tested and classified as non-combustible according to EN ISO 1182.



Humidity Resistance

Class C, relative humidity 95% and 30°C, according to EN 13964:2014



Visual appearance

Akusto Wall in white has high light reflectance. Light reflectance and nearest NCS colour sample for all the different colours: See Ecophon Colours and surfaces.



Cleanability

Daily dusting, vacuum cleaning and weekly wet wiping (Akutex FT surfaces). Weekly dusting and vacuum cleaning (Texona surfaces).



Accessibility

The tiles are easily demountable.



Installation

Installed according to installation diagrams, installation guides and drawing aid. For information regarding minimum overall depth of system see quantity specification.



System weight

The weight of the system (depending on size and including profile system) should be approximately 2,0 - 4,5 kg.



Mechanical properties

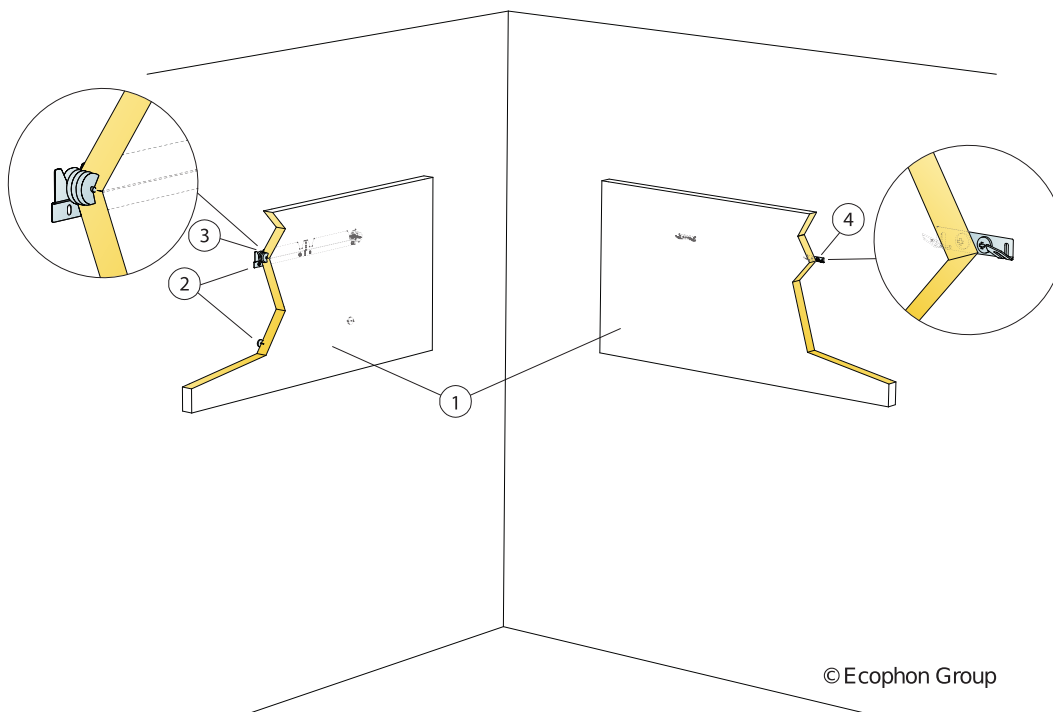
No additional live load is allowed.



CE

Ecophon ceiling systems are CE marked according to the European harmonized standard EN 13964:2014. CE marked construction products are covered by a Declaration of Performance (DOP) which enables customers and users to easily compare performance of products available on the European market.

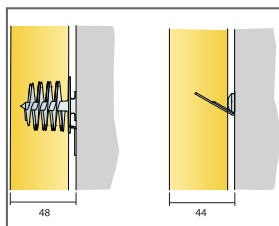
INSTALLATION DIAGRAM (M371) FOR ECOPHON AKUSTO ONE



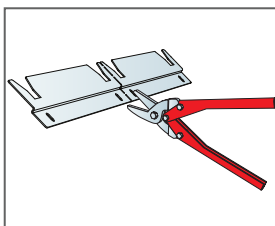
© Ecophon Group

QUANTITY SPECIFICATION (EXCL. WASTAGE)

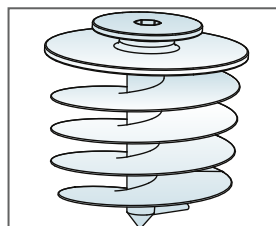
		Size, mm		
		592x592	1192x292	1192x592
1	Akusto One	2,8/m ²	2,8/m ²	1,4/m ²
2	Alt. 1 Connect One trim (wall distance included)	1/panel	1/panel	1/panel
3	Alt. 1 Connect Absorber anchor one	2/panel	2/panel	2/panel
4	Alt. 2 Connect One hook fixing	2/panel	2/panel	2/panel
Δ Min. overall depth of system: Δ1 48 mm / Δ2 44 mm		-	-	-



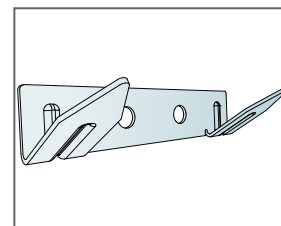
See Quantity specification



Connect One trim can be divided into two suspension trims

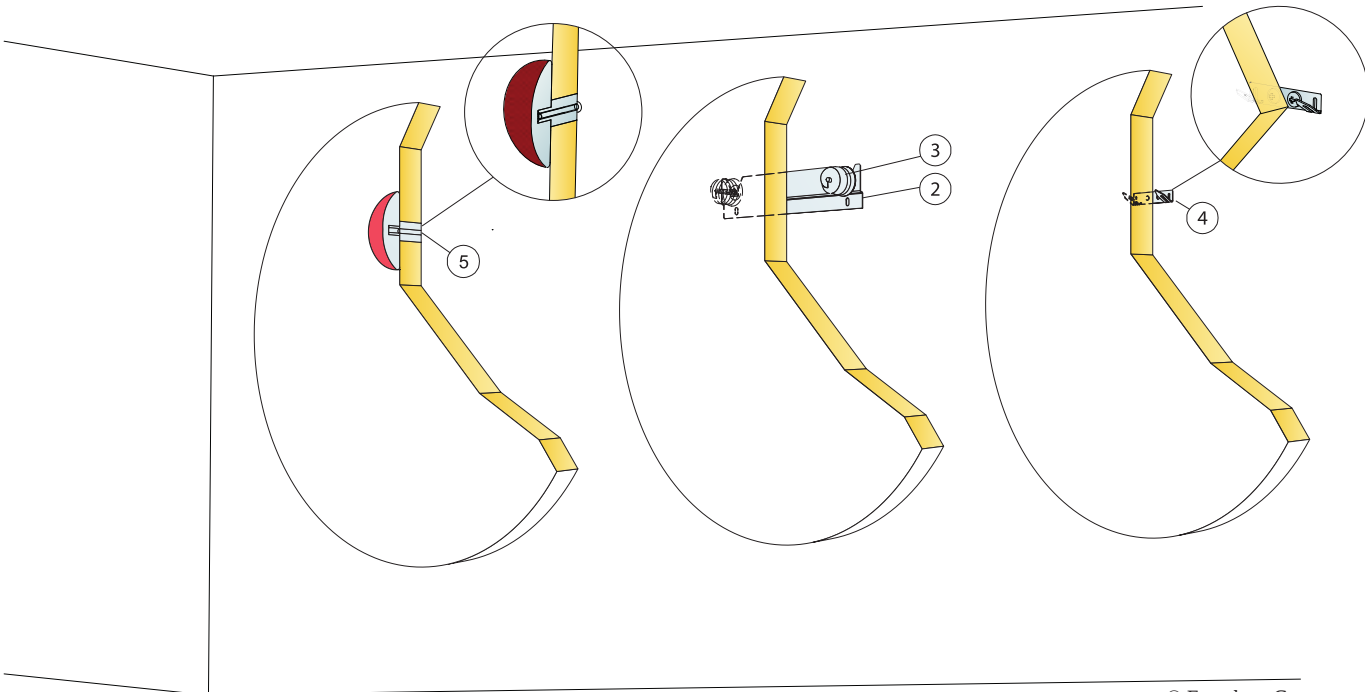


Connect Absorber anchor one used together with Connect One trim



Connect One hook fixing

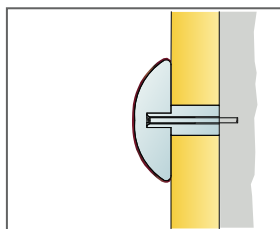
INSTALLATION DIAGRAM (M372) FOR ECOPHON AKUSTO ONE



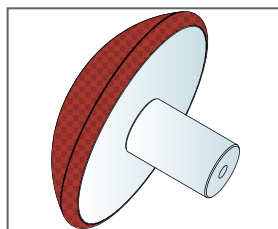
© Ecophon Group

QUANTITY SPECIFICATION (EXCL. WASTAGE)

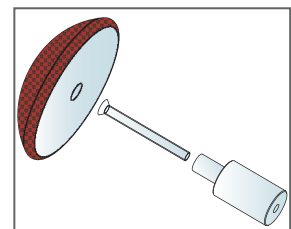
	Size, mm		
	Ø592	Ø792	Ø1192
1 Akusto One	3,5/m ²	2/m ²	0,9/m ²
2 Alt. 1 Connect One trim (wall distance included)	-	-	-
3 Alt. 1 Connect Absorber anchor one	-	-	-
4 Alt. 2 Connect One hook fixing	-	-	-
5 Connect One fixing	1/panel	1/panel	1/panel
Δ Min. overall depth of system: 40 mm	-	-	-



See Quantity specification



Connect One fixing available in 4 different colours



Installation with Connect One fixing